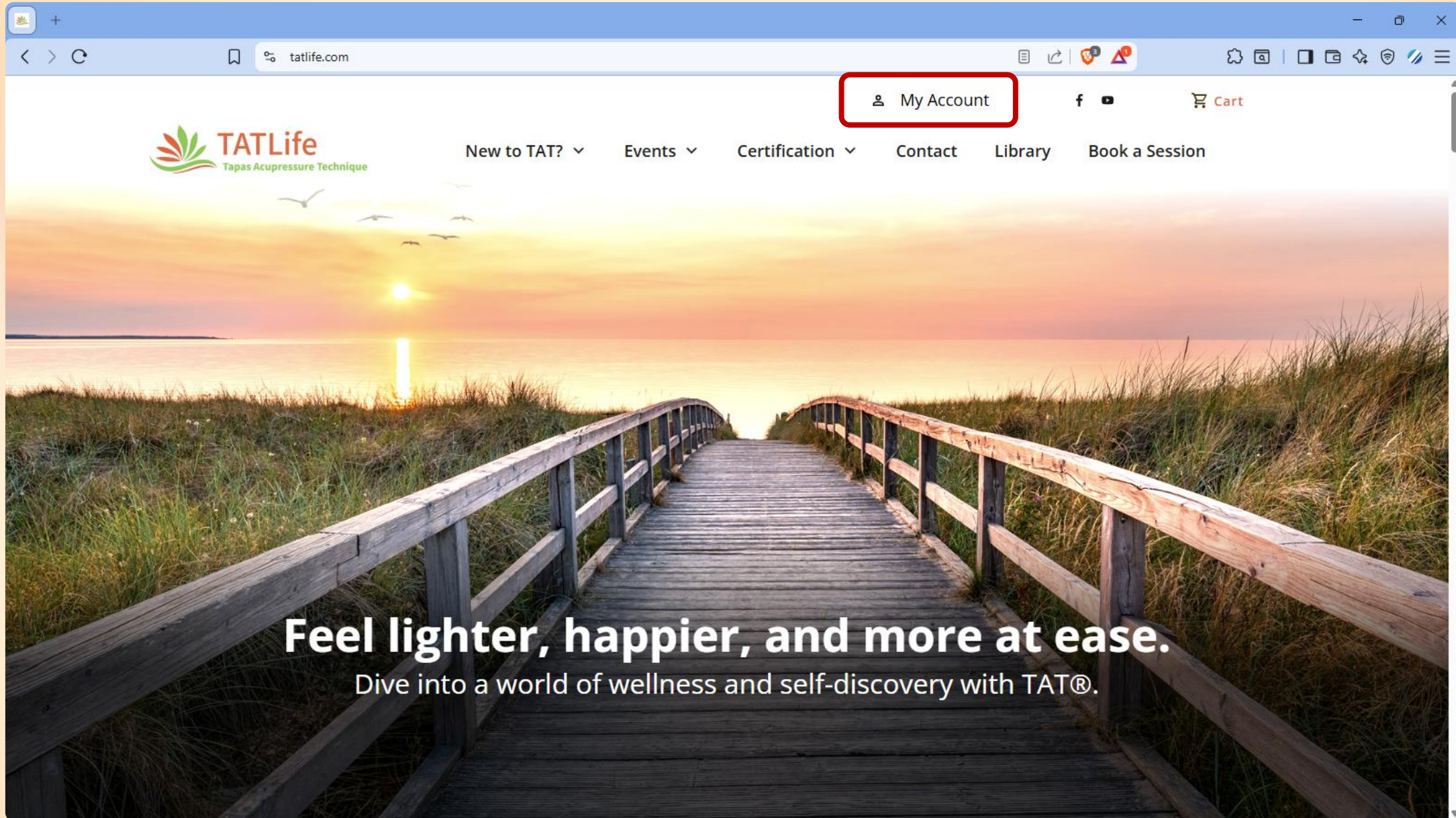




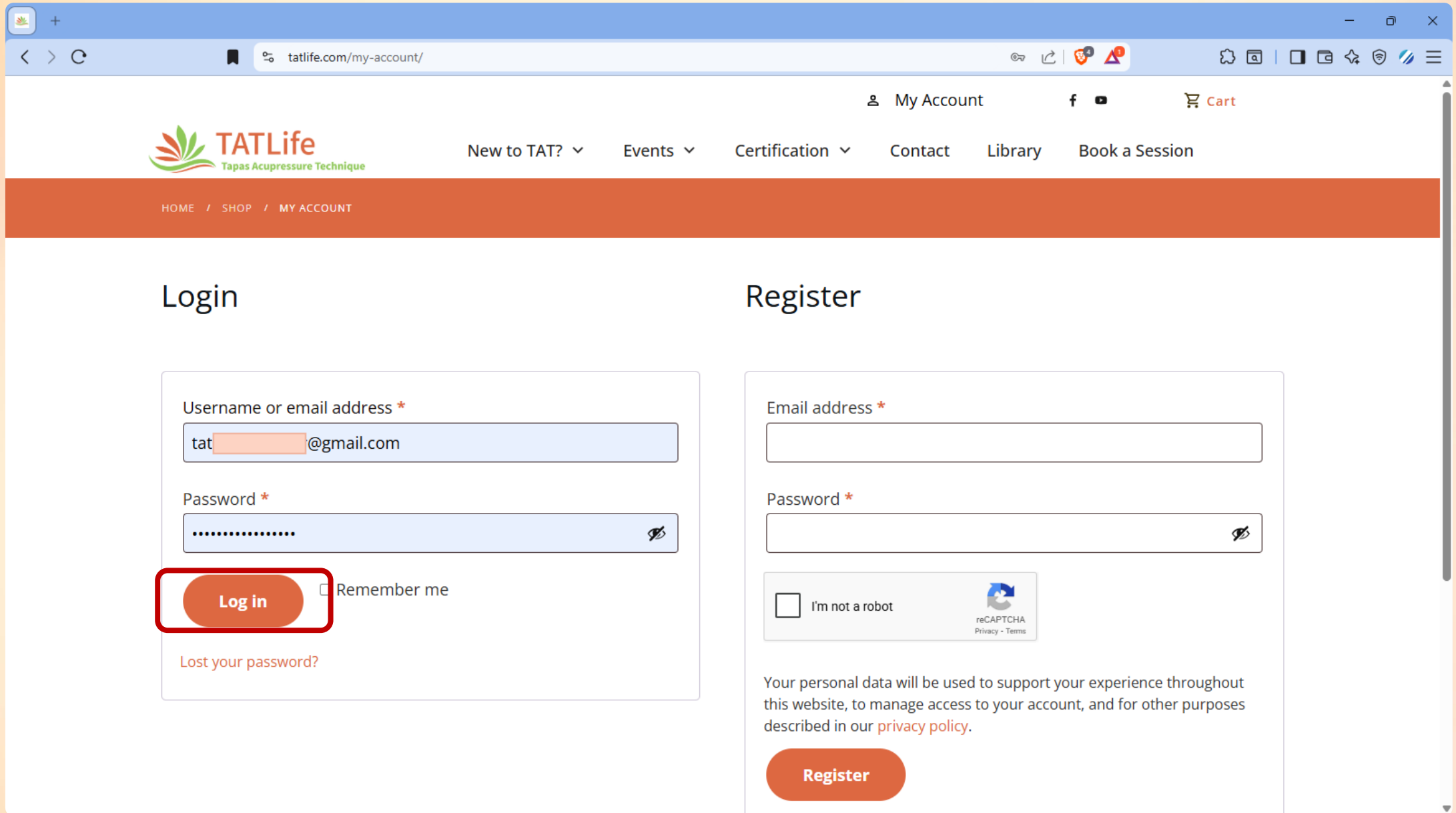
How to Schedule & Pay for a Single Session

© 2026 TATLife® All rights reserved.

Step 1 Go to “My Account”



Step 2 Login to Your Account



The screenshot shows a web browser window with the URL `tatlifecom/my-account/`. The page features the TATLife logo (Tapas Acupressure Technique) and a navigation menu with items like 'New to TAT?', 'Events', 'Certification', 'Contact', 'Library', and 'Book a Session'. Below the navigation is a breadcrumb trail: 'HOME / SHOP / MY ACCOUNT'. The main content area is split into two columns: 'Login' and 'Register'. The 'Login' form includes fields for 'Username or email address *' (containing 'tat[redacted]@gmail.com') and 'Password *' (masked with dots). A red-bordered 'Log in' button is highlighted. There is also a 'Remember me' checkbox and a 'Lost your password?' link. The 'Register' form includes fields for 'Email address *' and 'Password *'. Below these is a reCAPTCHA 'I'm not a robot' checkbox and a 'Register' button. A privacy notice states: 'Your personal data will be used to support your experience throughout this website, to manage access to your account, and for other purposes described in our [privacy policy](#).'



Step 3 Visit “My Sessions With Tapas”

The screenshot shows a web browser window at the URL tatlife.com/my-account/. The page header includes the TATLife logo (Tapas Acupressure Technique) and navigation links: "New to TAT?", "Events", "Certification", "Contact", "Library", and "My Sessions with Tapas" (highlighted with a red box). A shopping cart icon with a "1" notification is also present. The main content area shows a user greeting: "Hello tat [redacted] (not tat [redacted]? Log out)". Below this, a paragraph states: "From your account dashboard you can view your recent orders, manage your shipping and billing addresses, and edit your password and account details." A sidebar menu on the left lists: Dashboard (selected), Orders, Memberships, Subscriptions, Files & Streaming, Videos, Addresses, Payment methods, Account details, and Log out. The footer shows the URL <https://tatlife.com/my-sessions-with-tapas/> and the TATLife logo.



Step 4 Select your **Session Type** and Duration

Hi, TAT Friend! [Visit Dashboard](#) [f](#) [v](#) [Cart](#)

TATLife
Tapas Acupressure Technique

New to TAT? ▾ Events ▾ Certification ▾ Contact Library My Sessions with Tapas

Session Type Date & Time Your Session(s) Your Info

Session Type

* Select Session Type:
Select Session Type

1 TAT Session (2)

TAT Session with Energetic Scan (2)

TAT Mentoring (1)

TAT for Animals (2)

Private Pros/Trainers Q&A session (2)

3 [Continue or Select a Package](#)

* Select Session Type:
Select Session Type

Session Type	Session
TAT Session (2)	60-Minute TAT Session \$ 215
TAT Session ... (2)	30-Minute TAT Session \$ 120
TAT Mentoring (1)	
TAT for Anim... (2)	
Private Pros/... (2)	



Step 5 Skip the package

Session Type


60-Minute TAT Session

Date & Time

Your Session(s)


Your Info


Payment

Collapse menu 

Session Type

* Select Session Type:

TAT Session / 60-Minute TAT Session 

Save big when you buy a package! 

3x 60-Minute TAT Sessions Save 15% \$ 548
60-Minute TAT Session x 3

5x 60-Minute TAT Sessions Save 25% \$ 806
60-Minute TAT Session x 5

Or

Skip the package. \$ 215



Step 6 Select the Date

Session Type 60-Minute TAT Session

Date & Time November 27, 2026 - 1:05 AM

Your Session(s)

Your Info

Payment

Date & Time

November 2026

Asia/Singapore

Mon	Tue	Wed	Thu	Fri	Sat	Sun
26	27	28	29	30	31	1
2	3	4	5	6	7	8
9	10	11	12	13	14	15
16	17	18	19	20	21	22
23	24	25	26	27	28	29
30	1	2	3	4	5	6

November 27, 2026 - 1:05 AM

Continue

2 Scroll down to select time



Step 7 Select the Time Slot

Session Type
60-Minute TAT Session

Date & Time
November 27, 2026 - 7:25 AM

Your Session(s)

Your Info

Payment

Collapse menu

Date & Time

Mon	Tue	Wed	Thu	Fri	Sat	Sun
26	27	28	29	30	31	1
2	3	4	5	6	7	8
9	10	11	12	13	14	15
16	17	18	19	20	21	22
23	24	25	26	27	28	29
30	1	2	3	4	5	6

November 27, 2026 - 7:25 AM

1:05 AM - 2:05 AM	2:15 AM - 3:15 AM
6:15 AM - 7:15 AM 1	7:25 AM - 8:25 AM

2 **Continue**



Step 8 Review the **Session Info**

Session Type 60-Minute TAT Session

Date & Time November 27, 2026 - 7:25 AM

Your Session(s)

Your Info

Payment

Collapse menu

< Your Session(s)

You can find below the appointments you selected for booking. If you want to book more, click on the button below.

6TS 60-Minute TAT Session \$ 215 ^

Session

60-Minute TAT Session (\$ 215) x 1 person	\$ 215
Session Subtotal	\$ 215

Total Price \$ 215

Info

November 27, 2026 7:25 AM - 7:25 AM

Tapas Fleming TATLife 1/1



Step 9 Enter the **Attendee Info**

Session Type
60-Minute TAT Session

Date & Time
November 27, 2026 - 7:25 AM

Your Session(s)


Your Info

Payment

Collapse menu

< Your Info

* First Name: Last Name:

* Email: Phone: 

* Session Platform

Zoom

Phone

Continue



Step 10 Add Session to the Cart

Payment

Summary

Sessions

60-Minute TAT Session (\$ 215) x 1 person	\$ 215
-------------------------------------------	--------

Total Amount: **\$ 215**

You will be redirected to the payment checkout.

Add to Cart

Session Type
60-Minute TAT Session

Date & Time
November 27, 2026 - 7:25 AM

Your Session(s)

Your Info


Payment

Collapse menu



Step 11 Proceed to Checkout

The screenshot shows a web browser window with the URL tatlife.com/cart/. The page features the TATLife logo (Tapas Acupressure Technique) and a 'Cart' title. A 'GO TO SHOP' button is visible in the top right. The main content area displays a table with one item: a 60-minute TAT session for \$215. The item details include appointment information for a TAT Friend Customer on November 27, 2026, from 7:25 am to 8:25 am in Asia/Singapore. A 'Proceed to checkout' button is highlighted with a red border. Below the table are input fields for a coupon code and an 'Apply coupon' button, along with an 'Update cart' button. The footer contains the TATLife logo, social media icons for Facebook, YouTube, and Twitter, and a copyright notice for 2005-2026 TATLife®, Inc.

Item	Quantity	Price
 60-Minute TAT session Appointment Info: TAT Friend Customer Zoom 60-Minute TAT Session November 27, 2026 7:25 am-8:25 am Asia/Singapore		\$215

Cart total

Total \$215

Proceed to checkout

Coupon code

© 2005-2026 TATLife®, Inc. All rights reserved. No portion of this web site may be copied, retransmitted, reposted, duplicated



(Optional) Enter **Coupon Code**, if applicable

The screenshot shows a web browser window at tatlife.com/cart/. The page features the TATLife logo (Tapas Acupressure Technique) and a 'Cart' title. A 'GO TO SHOP' button is in the top right. A notification box with a green checkmark states 'Coupon code applied successfully.' Below this, a table lists the cart item: '60-Minute TAT session' with a price of '\$215'. The item details include 'Appointment Info: TAT Friend Customer', 'Zoom 60-Minute TAT Session', 'November 27, 2026', '7:25 am-8:25 am', and 'Asia/Singapore'. A 'Cart total' box shows a 'Total' of '\$215' and a 'Proceed to checkout' button. At the bottom of the cart area, there is a coupon code input field containing 'tatlifecustomer' and an 'Apply coupon' button. An 'Update cart' link is also present. The footer includes the TATLife logo, social media icons for Facebook, YouTube, and Twitter, and a copyright notice: '© 2005-2026 TATLife®, Inc. All rights reserved. No portion of this web site may be copied, retransmitted, reposted, duplicated'.

TATLife
Tapas Acupressure Technique

Cart

GO TO SHOP

✓ Coupon code applied successfully.

Quantity	Price
	\$215

60-Minute TAT session
Appointment Info: TAT Friend Customer
Zoom 60-Minute TAT Session
November 27, 2026
7:25 am-8:25 am
Asia/Singapore

Cart total

Total \$215

Proceed to checkout

tatlifecustomer Apply coupon

Update cart

TATLife
Tapas Acupressure Technique

© 2005-2026 TATLife®, Inc. All rights reserved. No portion of this web site may be copied, retransmitted, reposted, duplicated



Step 12 Enter **Billing Info** and Proceed with **Payment**

Checkout - TATLife

tatlfe.com/checkout/

Have a coupon? [Click here to enter your code](#)

Billing details

First name * **Last name ***

Country / Region *

Street address *

Apartment, suite, unit, etc. (optional)


Town / City *


State *


ZIP Code *


Your order

Item	Price
60-Minute TAT session × 1	\$215
:	
Total	\$215

I'm not a robot 

PayPal 
Pay via PayPal


Credit / Debit Card 

Klarna 

Your personal data will be used to process your order, support your experience throughout this website, and for other purposes described in our [privacy policy](#).

I have read and agree to the website [terms and conditions](#) *

Proceed to PayPal



Step 13 Check Order Confirmation / Thank You! Email

tatlif.com/checkout/order-received/55077/?key=wc_order_qua4gWQecnxwm

Thank you. Your order has been received.

ORDER NUMBER: 55077 DATE: January 24, 2026 EMAIL: [redacted]@gmail.com TOTAL: \$0

Order details

Item	Total
60-Minute TAT session × 1 Appointment Info TAT Friend Customer Zoom 60-Minute TAT Session November 27, 2026 7:25 am-8:25 am Asia/Singapore	\$215
Subtotal:	\$215
Discount:	-\$215
Total:	\$0
Note:	This is a Test Order.

Billing address

mail.google.com/mail/u/0/#inbox

Gmail

Search mail

Compose

Inbox

- Starred
- Snoozed
- Sent
- Drafts
- Purchases
- More

Labels

- More

Primary

- TATLife: Your TATLife order has been received! - Thank you for your order Hi TAT Friend, Just to let you know — we've received your order, and it is ... 11:55 PM
- TATLife, Inc.: [Appointment Info] 60-Minute TAT Session - November 27, 2026 - 7:25 am (Asia/Singapore) - Dear TAT Friend, Thank you for scheduling yo... 11:55 PM

Your TATLife order has been received!

TATLife <customerservice@tatlif.com> to me

Sat, Jan 24, 11:55 PM (15 minutes ago)

Thank you for your order


Hi TAT Friend,

Just to let you know — we've received your order, and it is now being processed.

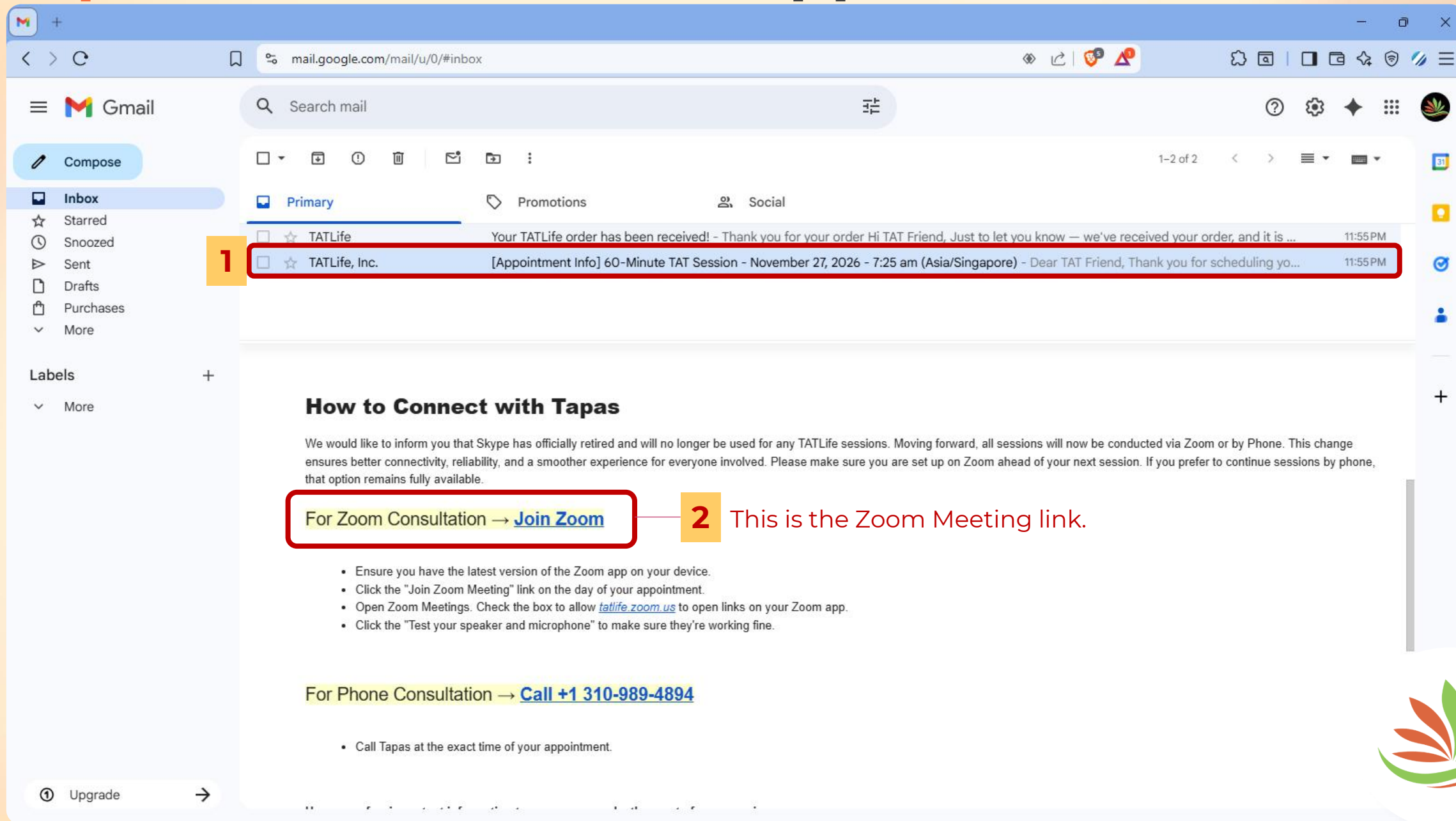
Here's a reminder of what you've ordered:

Order summary

Order #55077 (January 24, 2026)



Step 14 Check Email for Appointment Link



The screenshot shows a Gmail inbox with two emails. The second email, from TATLife, Inc., is highlighted with a red box and a red arrow labeled '1'. The subject line of this email is "[Appointment Info] 60-Minute TAT Session - November 27, 2026 - 7:25 am (Asia/Singapore) - Dear TAT Friend, Thank you for scheduling yo...".

The email content includes the following text:

How to Connect with Tapas

We would like to inform you that Skype has officially retired and will no longer be used for any TATLife sessions. Moving forward, all sessions will now be conducted via Zoom or by Phone. This change ensures better connectivity, reliability, and a smoother experience for everyone involved. Please make sure you are set up on Zoom ahead of your next session. If you prefer to continue sessions by phone, that option remains fully available.

For Zoom Consultation → [Join Zoom](#)

- Ensure you have the latest version of the Zoom app on your device.
- Click the "Join Zoom Meeting" link on the day of your appointment.
- Open Zoom Meetings. Check the box to allow tatlifetapas.com to open links on your Zoom app.
- Click the "Test your speaker and microphone" to make sure they're working fine.

For Phone Consultation → [Call +1 310-989-4894](tel:+13109894894)

- Call Tapas at the exact time of your appointment.

A red arrow labeled '2' points from the text "This is the Zoom Meeting link." to the "Join Zoom" link in the email content.



Step 15 Check Email for Reminders

The screenshot shows a Gmail interface with the following elements:

- Browser Address Bar:** mail.google.com/mail/u/0/#inbox
- Search Bar:** Search mail
- Inbox List:**
 - Primary: Customer Service (starred) - Fwd: [Appointment Info] 30-Minute TAT Session - May 8, 2026 - 7:15 am (Asia/Singapore) - Test ----- Forwarded message ----- ... 12:28 AM
 - TATLife (starred) - Your TATLife order has been received! - Thank you for your order Hi TAT Friend, Just to let you know — we've received your order, and it is ... 11:55 PM
 - TATLife, Inc. (starred) - [Appointment Info] 60-Minute TAT Session - November 27, 2026 - 7:25 am (Asia/Singapore) - Dear TAT Friend, Thank you for scheduling yo... 11:55 PM
- Email Content:**

Dear TATLife,

Thank you for scheduling your appointment with Tapas!

Your Appointment Details:

 - Service: 30-Minute TAT Session
 - Date/Time: May 8, 2026 at 7:15 am - 7:45 am (Asia/Singapore)
 - Your Contact Info: customerservice@tatlife.com +639000000000
 - Reference ID: 1143

How to Connect with Tapas

We would like to inform you that Skype has officially retired and will no longer be used for any TATLife sessions. Moving forward, all sessions will now be conducted via Zoom or by Phone. This change ensures better connectivity, reliability, and a smoother experience for everyone involved. Please make sure you are set up on Zoom ahead of your next session. If you prefer to continue sessions by phone, that option remains fully available.

For Zoom Consultation → [Join Zoom Meeting](#)

 - Ensure you have the latest version of the Zoom app on your device.
 - Click the "Join Zoom Meeting" link on the day of your appointment.
 - Open Zoom Meetings. Check the box to allow [tatlife zoom us](#) to open links on your Zoom app.





Thanks for watching!

For further inquiries, contact:
customerservice@tatlife.com